



Climbing Additive for CCA Treated Poles

Improves the climbability of CCA treated poles



Enhancing the Climability of CCA Treated Poles

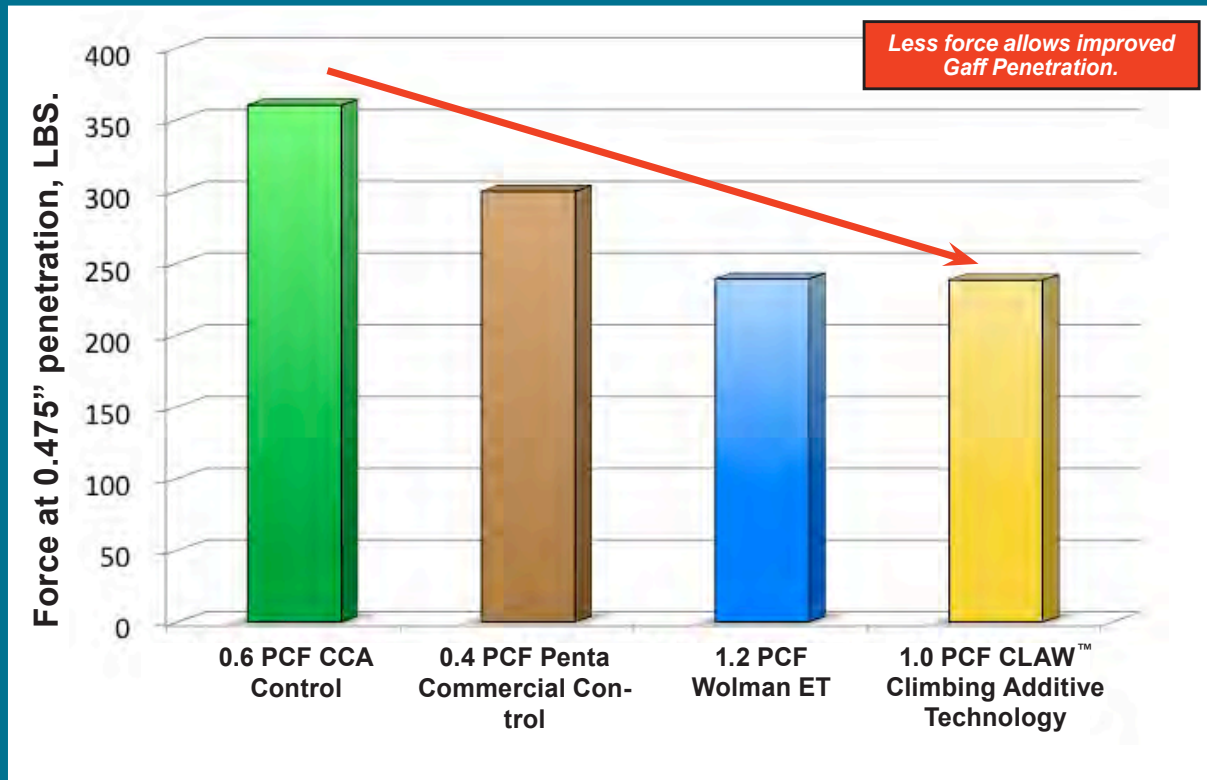


Surface hardness was assessed by means of gaff penetration testing using two different lineman gaffs. One gaff selected for testing was recommended for general pole climbing, while the second gaff was specifically recommended by the supplier for climbing Chromated Copper Arsenate (CCA) treated poles. In addition to gaff penetration testing, surface hardness was measured with a Pilodyn.

A review of the gaff penetration and Pilodyn penetration data showed that poles treated with the CLAW™ Climbing Additive Technology product at a loading of 1.0 PCF, provided a pole surface hardness that was comparable to Wolman ET at a higher loading of 1.2 pcf. The surface hardness of the pine poles treated with the CLAW Climbing Additive Technology is better than Penta, and substantially improved over CCA treated southern pine pole sections.

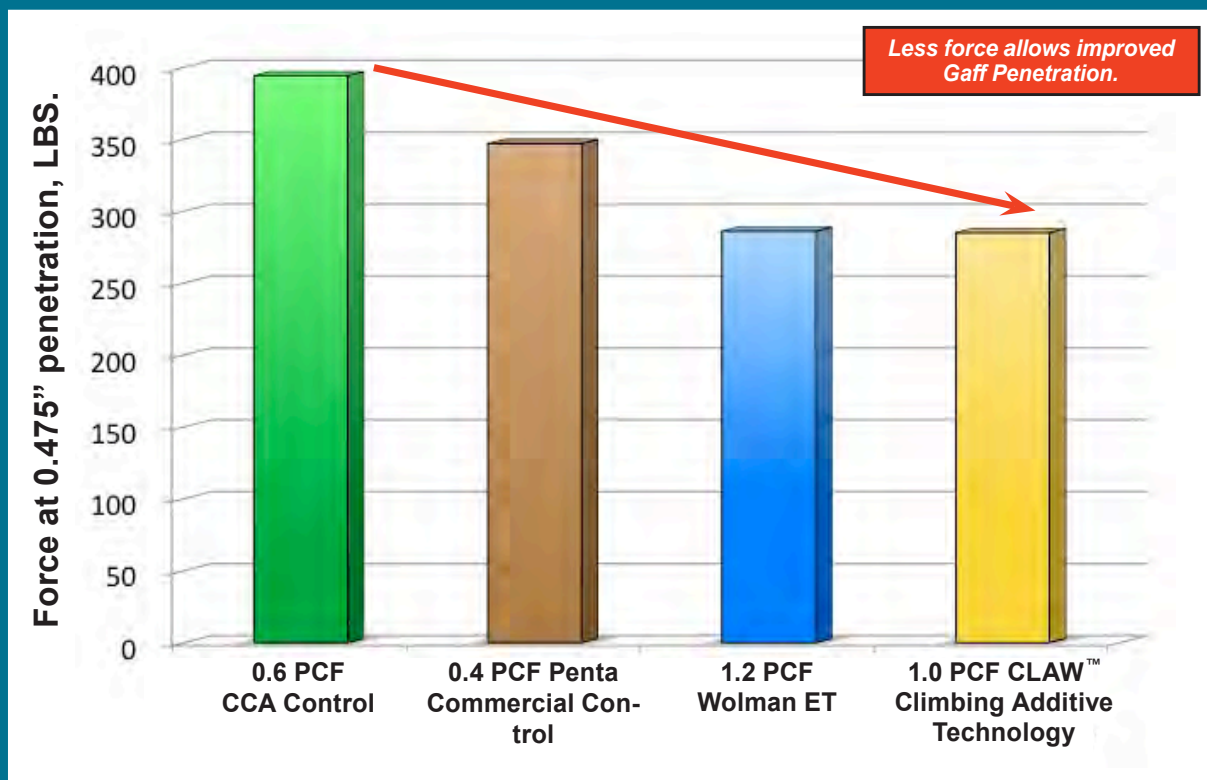
Average Force Required for Gaff Penetration General-Purpose Pole Gaff

(Test conducted by the Wood Durability Laboratory, LSU Ag Center)



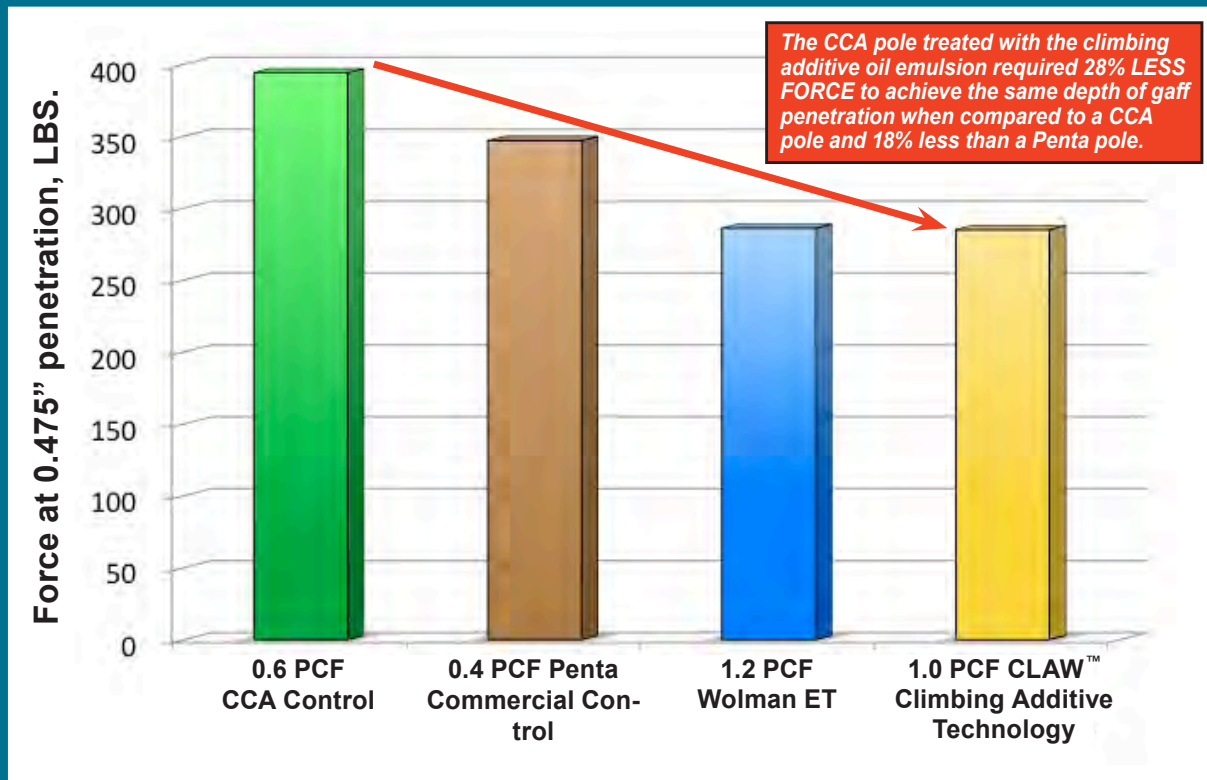
Average Force Required for Gaff Penetration CCA Pole Gaff

(Test conducted by the Wood Durability Laboratory, LSU Ag Center)



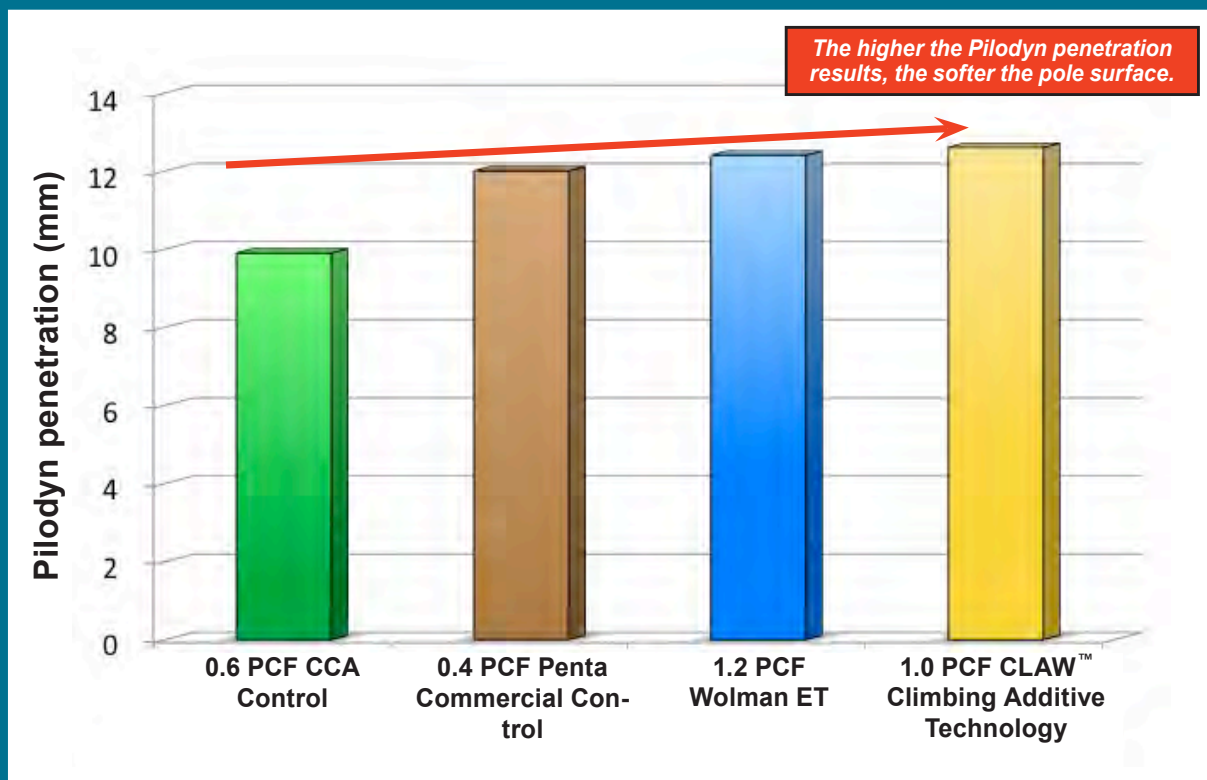
Average Force Required for Gaff Penetration CCA Pole Gaff

(Test conducted by the Wood Durability Laboratory, LSU Ag Center)



Average Pilodyn Penetration

(Test conducted by the Wood Durability Laboratory, LSU Ag Center)





Pyrodyn Penetration Test

CLAW™ Climbing Additive Technology offers the enhanced climbability of an oil emulsion, along with the proven durability of CCA treatment. Performance tested and confirmed through an independent third-party laboratory. Designed to improve the climbing characteristics of CCA pressure treated utility poles.

- *Enhancing the climbability of CCA treated poles using CLAW Climbing Additive Technology.*
- *Proven durability of CCA treatment.*
- *Gaff penetration tested.*
- *Pilodyn penetration tested.*

IMPORTANT INFORMATION

- Do not burn preserved wood.
- Wear NIOSH N95 dust mask and goggles when cutting or sanding wood.
- Wear gloves when working with wood.
- Some preservative may migrate from the treated wood into soil/water or may dislodge from the treated wood surface upon contact with skin. Wash exposed skin areas thoroughly.
- All sawdust and construction debris should be cleaned up and disposed of after construction.
- Wash work clothes separately from other household clothing before reuse.
- Preserved wood should not be used where it may come into direct or indirect contact with drinking water, except for uses involving incidental contact such as fresh water docks and bridges.
- Do not use preserved wood under circumstances where the preservative may become a component of food, animal feed, or beehives.
- Do not use preserved wood as mulch.
- Only preserved wood that is visibly clean and free of surface residue should be used.
- If the wood is to be used in an interior application and becomes wet during construction, it should be allowed to dry before being covered or enclosed.
- Disposal Recommendations - Preserved wood may be disposed of in landfills or burned in commercial or industrial incinerators or boilers in accordance with federal, state, and local regulations.
- If you desire to apply a paint, stain, clear water repellent, or other finish to your preservative treated wood, we recommend following the manufacturer's instructions and label of the finishing product. Before you start, we recommend you apply the finishing product to a small exposed test area before completing the entire project to insure it provides the intended result before proceeding.
- Projects should be designed and installed in accordance with federal, state, and local building codes and ordinances governing construction in your area and in accordance with the National Design Specifications (NDS) and the Wood Handbook.
- Mold growth can and does occur on the surface of many products, including untreated and treated wood, during prolonged surface exposure to excessive moisture conditions. To remove mold from the treated wood surface, wood should be allowed to dry. Typically, mild soap and water can be used to remove remaining surface mold. For more information visit www.epa.gov.
- Use wood preservatives safely. Always read the label and product information before use.



For more information on CCA treated wood products, visit www.kopperspc.com